

3. Write the number 24 in the correct place on the grid.

7	8	9	10	11	12
13	14	15	16	17	

4. The numbers in the shaded squares make a sequence.

Continue the sequence by shading more squares.

1	2	3	4	5	6	7
8	9	10	11	12	13	14
15	16	17	18	19	20	21
22	23	24	25	26	27	28
29	30	31	32	33	34	35

5. Which number is **nearest to 80** ?

Draw a ring around it.

83

84

77

88

78

6. Draw a cross (X) on **three** numbers that are **not** even.

15

6

7

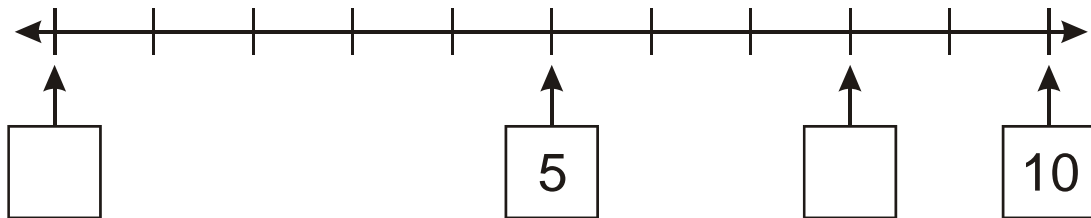
9

4

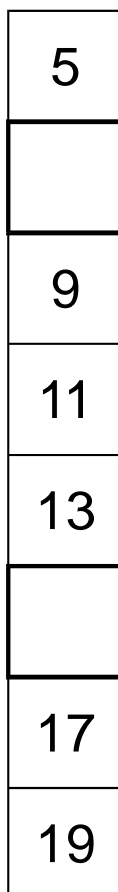
18

7. Look at this number line.

Write the missing number in the 2 empty boxes.



8. Write the **two** missing numbers in this sequence.



9. Fill in the two missing numbers in this sequence.

28	24	20		12	8		0
----	----	----	--	----	---	--	---

10. Draw a ring around the largest number.

201

211

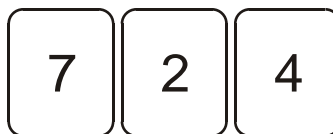
102

120

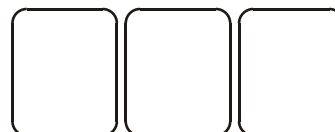

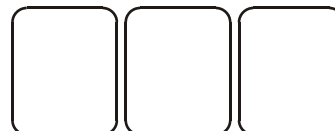

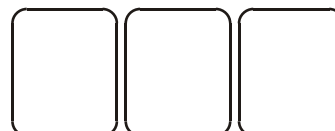
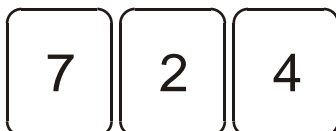
210

11. Ella is making **3-digit** numbers with these cards.

She can make this number.



Write **all** the **other** 3-digit numbers she can make.



15.

404

460

606

640

604

406

Write these numbers in order in the boxes.

--	--	--	--	--	--

16. **One** of these numbers does **not** belong in this set.

Cross (**x**) out the number that does **not** belong.

odd numbers

15

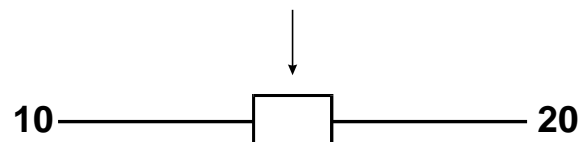
21

9

12

17

17. Write the missing number which is halfway between these two numbers



18. **Two** of these numbers **round to 80**

Circle the **two** numbers.



74

82

77

85

19.

209

565

450


405

124

Write these numbers in order in the circles.



largest



smallest

20. Write in the missing number.



+100



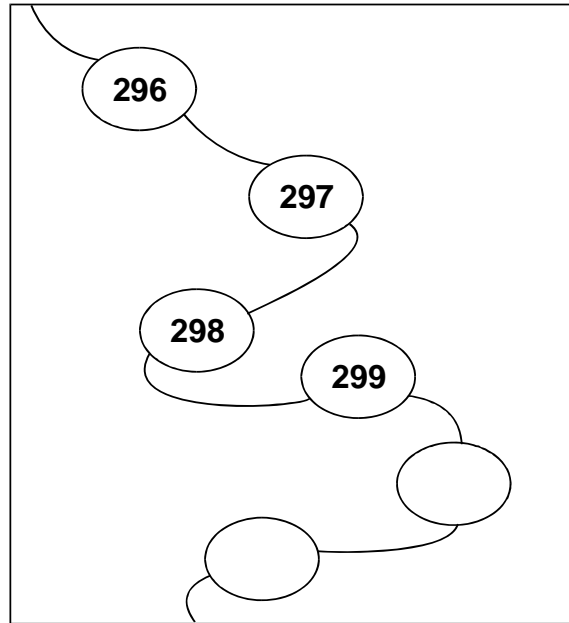
+100



+100



21. Continue this sequence.



22. Use **all** of these digits.

7

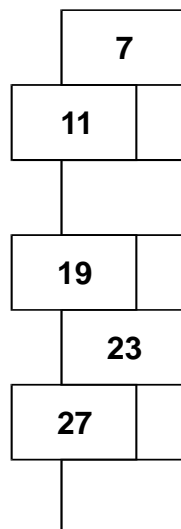
1

4

Write the **lowest** number.


--	--	--

23. Complete this sequence.




24. Put different numbers in the circles so that all seven numbers are in order.


24 **smallest**



300



307



512 **largest**

25. Katie has these digit cards.

She makes different **2-digit** numbers with them.



Write all the **2-digit** numbers Katie can make with them.



Level 3 questions

26. Write these numbers in order.

64	46	106	16	40
----	----	-----	----	----

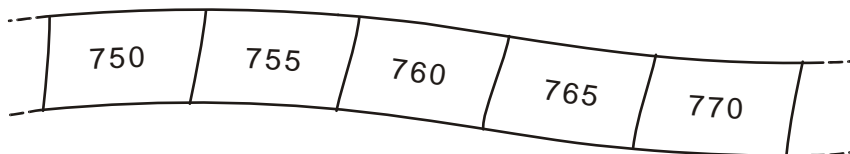
--	--	--	--	--

smallest

largest


27. Here is part of a number sequence.

The numbers increase by the same amount each time.



28. The numbers in this sequence increase by 75 each time.

Write in the two missing numbers.

 725 800 875 950


29. Circle the number that is **closest to 250**



261 246 255 209 275

30. Write these numbers in order of size, starting with the smallest.

901 1091 910 109 190



31. Join each number to the set of numbers that it belongs to.

One has been done for you.

357
199
73
1000
224

1 to 100
101 to 200
201 to 300
301 to 400
401 to 500
greater than 500


32. Write these prices in order from smallest to largest.

99p £10.50

£0.75 £9 £2.05

smallest largest

33. Circle the number that is **closest to 700**

 750 72 651 69 770

34. Which of these numbers give **80** when **rounded** to the **nearest 10**?

Circle all the correct numbers.

 84 87 72 76 90

35. Hayley makes a sequence of numbers.

Her rule is







'find half the last number then add 10'

Write in the next two numbers in her sequence.

 36 28 24

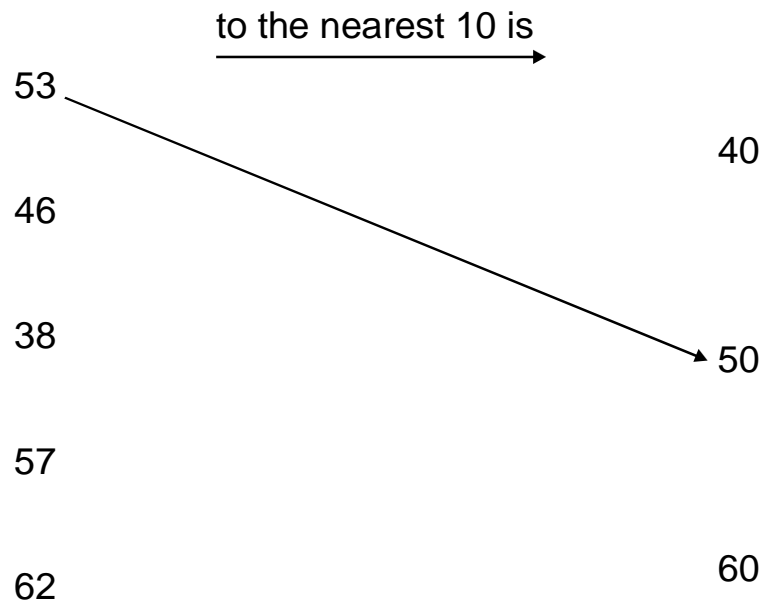
36. Write these numbers in order.

 164  146  106  160  140

     
smallest largest

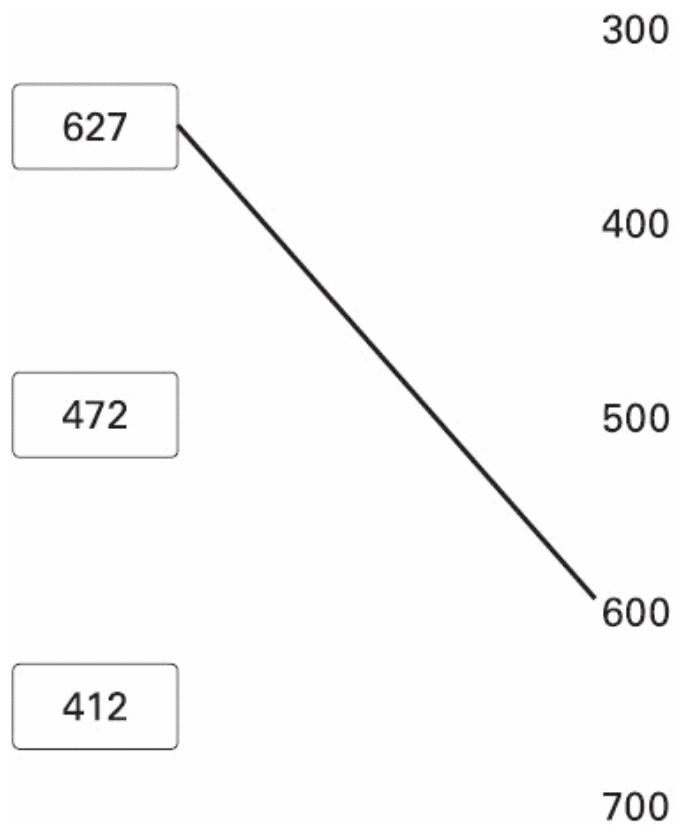
37. Round each number to its nearest 10.

Draw arrows.

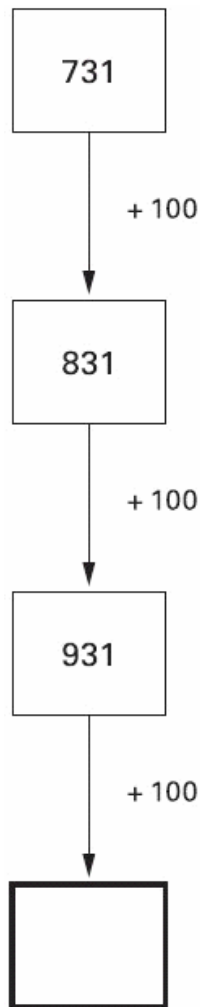


38. Round each number in a box to the nearest 100

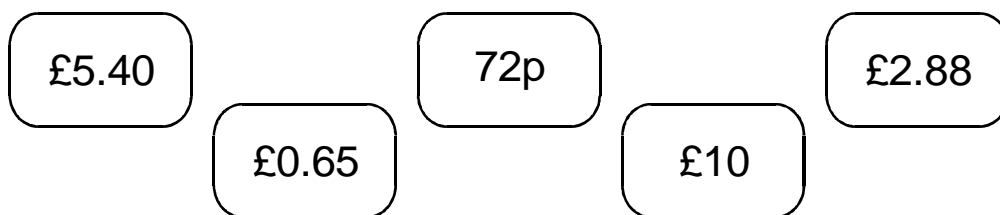
One is done for you.



39. Write in the missing number.



40.



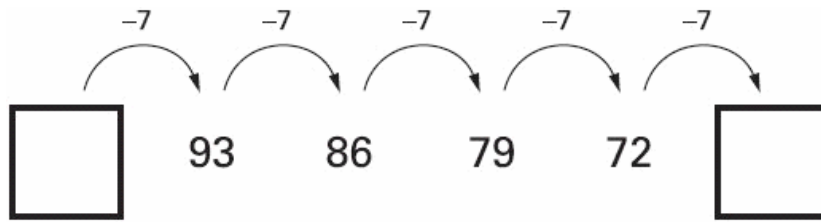
Write these amounts of money in **order of size**, starting with the **smallest** amount.



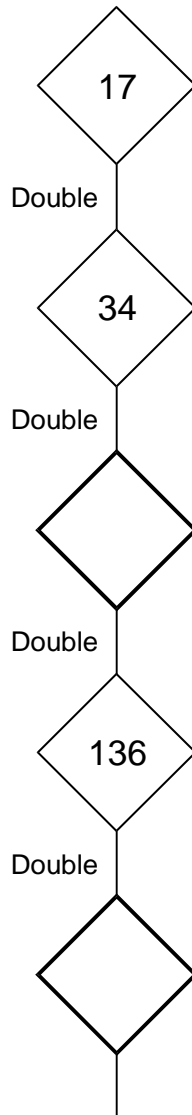
smallest

1 mark

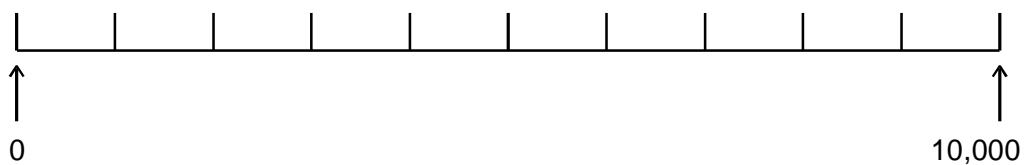
41. Write the two missing numbers in this sequence.



42. Continue the sequence.



43. Draw an arrow (\uparrow) to show the position for 7,500.



44. Circle the number nearest to 1000



1060

1049

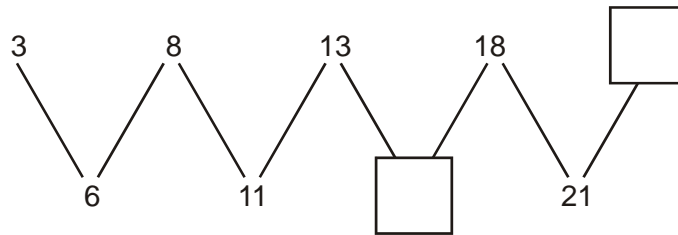
1100

960


899

45. Here is a number sequence.

Write in the **missing** numbers.

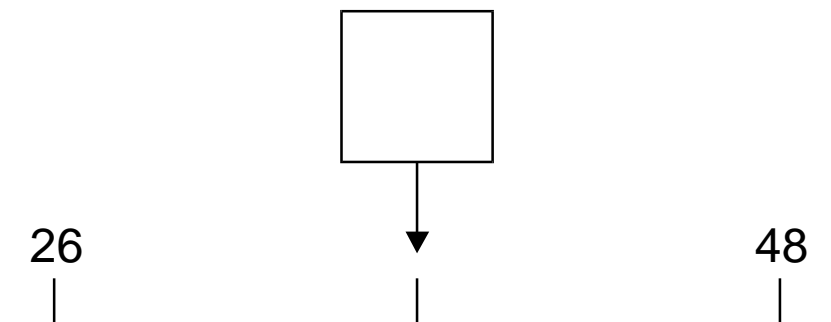


46. Continue the number sequence in **both** directions.



47. Work out the number halfway between 26 and 48.

Write it in the box



1 mark

48. Draw a line to match each of the four numbers to the nearest hundred.

531	200
617	300
253	400
484	500
700	600

49. Write these temperatures in order from hottest to coldest.

92°C	_____ hottest
37°C	_____
-12°C	_____
73°C	_____
12°C	_____
-2°C	_____ coldest

52. Look at these digits.

5 0 8 2

Make the **largest number possible** with the digits.

Write your number in **words**.

.....
.....

53. Circle the number which is **nearest in value to 750**



570 699 810 852 1050

54. Write these numbers in **order of size**.



456 299 901 472 575

smallest

55.



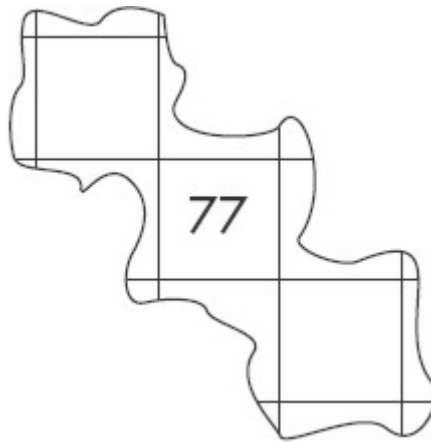
Draw an arrow to show where the number one hundred and twenty-five belongs.

56. Here are the first two rows on a 100 square.

1	2	3	4	5	6	7	8	9	10
11	12	13	14	15	16	17	18	19	20

Here is another part of the 100 square.

Write the two missing numbers.



57. Kiz has these numbers.

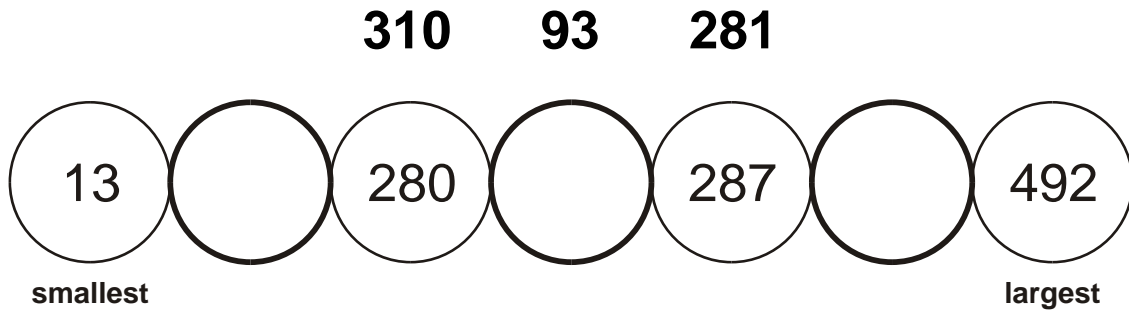
1330 1303 1033 1003 1030

He writes them in order **from smallest to largest**.

What is the **fourth** number he writes?

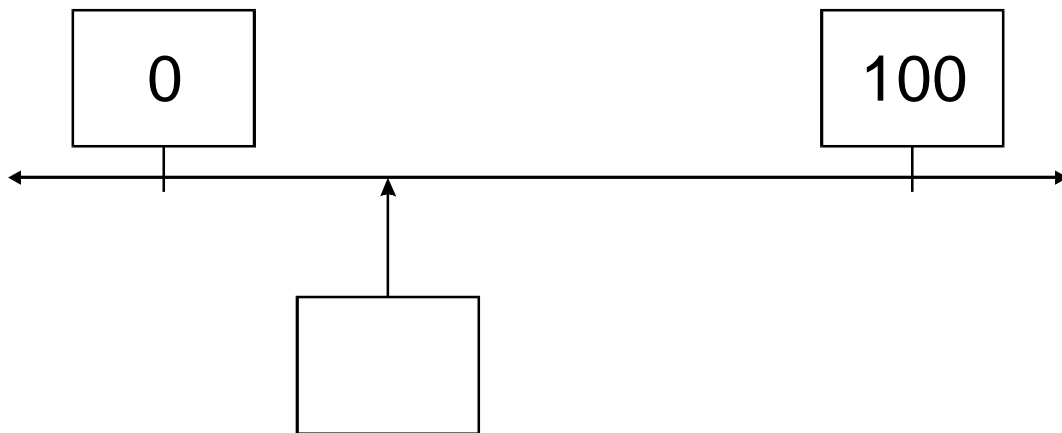
58. Write these numbers in the circles.

All the numbers must be in order.

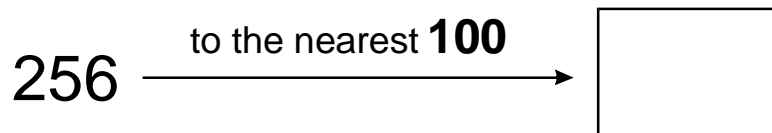


59. Estimate the number marked by the arrow.

Write the number in the empty box.

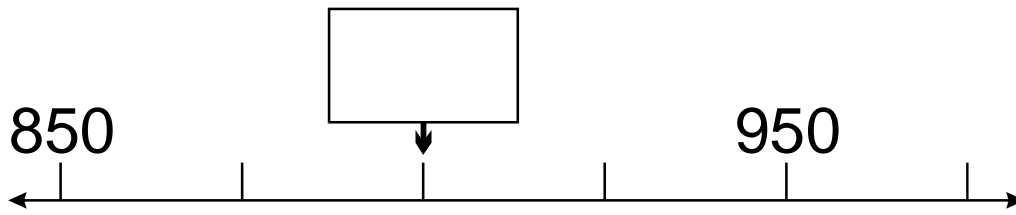


60. Write the missing number.

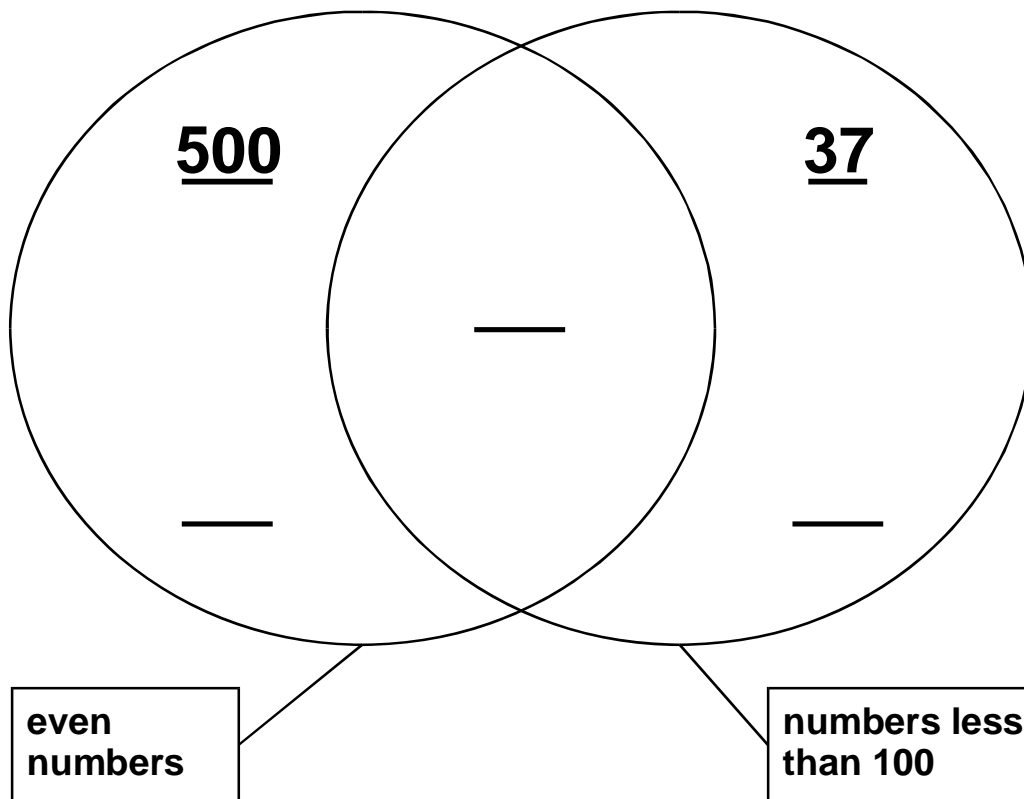


61. Which number is the arrow (↓) pointing to?

Write it in the box.



62.



Fill in 3 missing numbers.