


1.

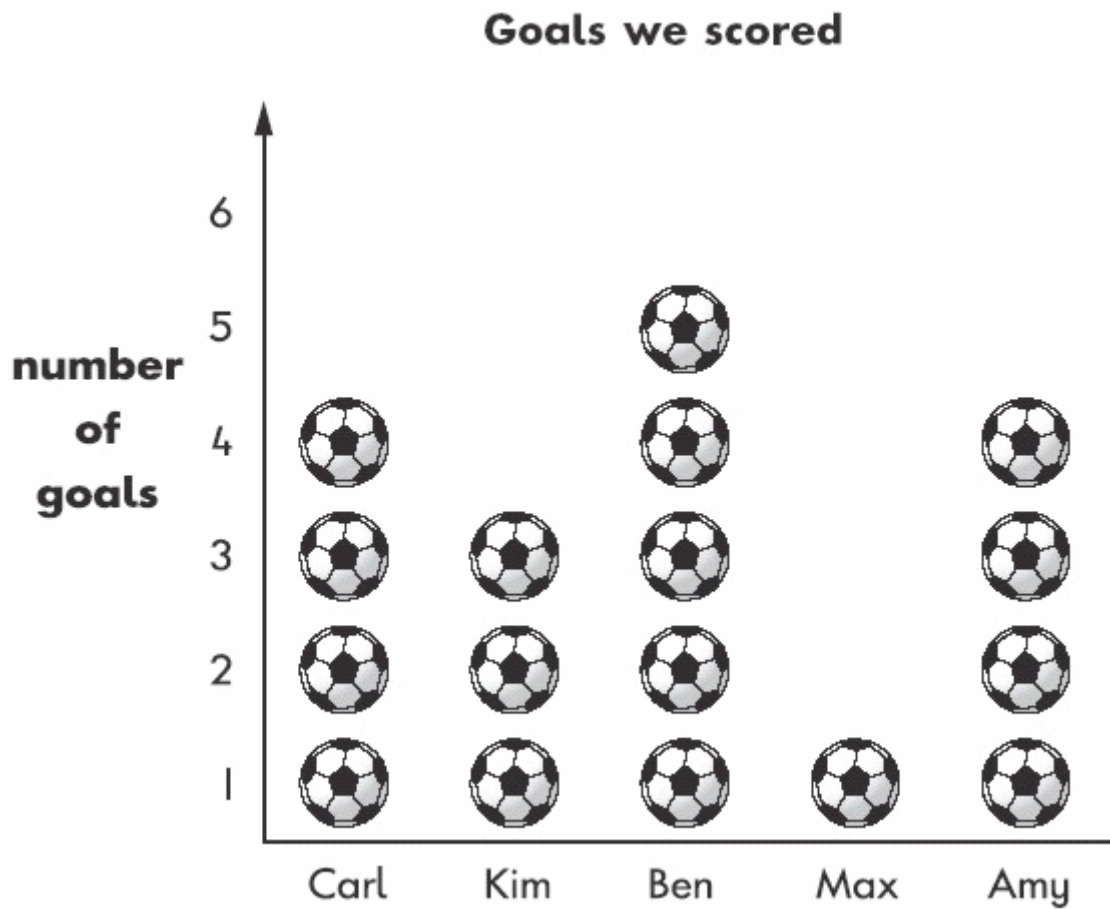
Look at the chart.



How many stickers does Ling have?

stickers

2. Look at the chart.



Which children scored the **same** number of goals?

and











3. A shop sells scooters.



Number of scooters sold	
December	57
January	30
February	23
March	45
April	52
May	39

In which month did the shop sell **most** scooters?

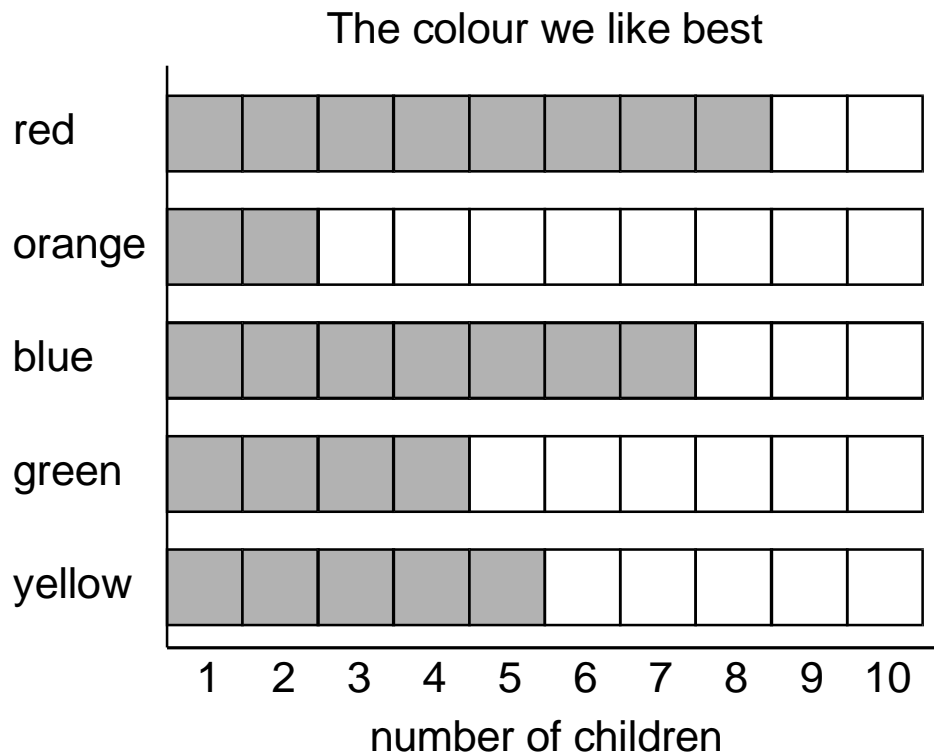
4. Weather chart

	morning	afternoon
Monday		
Tuesday		
Wednesday		
Thursday		
Friday		

How many **mornings** were sunny ?

mornings

5. Some children made this graph.

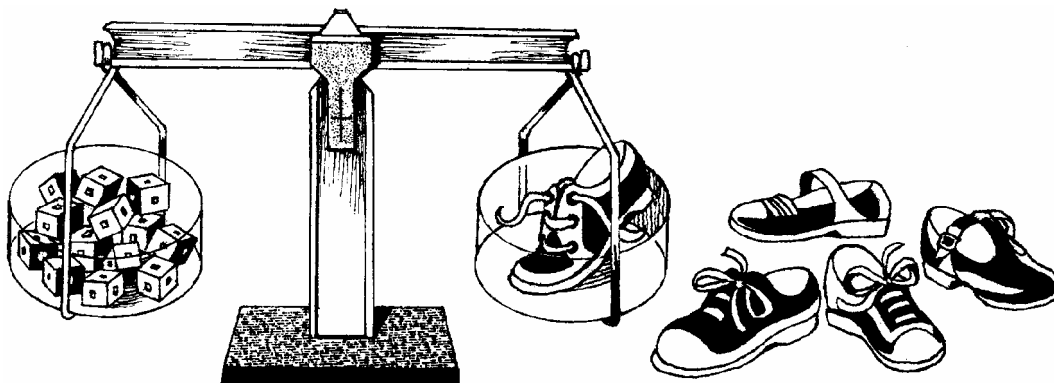


Look at the graph.

How many children like **red** best?

children

6. 5 children used cubes to balance one of their shoes.




This table shows the number of cubes they needed.

	cubes
Roma	16
Tina	13
Gareth	18
Ali	20
Susan	15

(a) Whose shoe is heaviest?

(b) Whose shoe is two cubes lighter than Gareth's shoe?

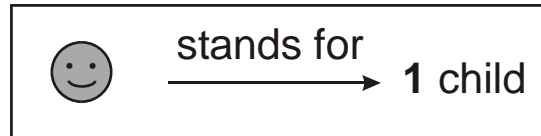
7. Some children made a graph of fruit they like best.











4 children like grapes best.
Show this on the graph.

8. Some children made a chart.

The fruit we like best



 apple	
 orange	
 banana	
 pear	

How many **more** children chose pears than apples?

children

9. Class 2 made a graph.



(a) How many children are **5** years old?

children

(b) What is the **total** number of children in the class?

children

10. Class 2 counted the letters in their names.

They sorted some of them.





3 letters	4 letters	5 letters	6 letters
Sue	Lucy	Rajiv	Nicole
Bob	Paul	Peter	
Max	Lana		

Sean Bethan Tom Lauren

Draw arrows to show where these other names belong.

Tom is done for you.

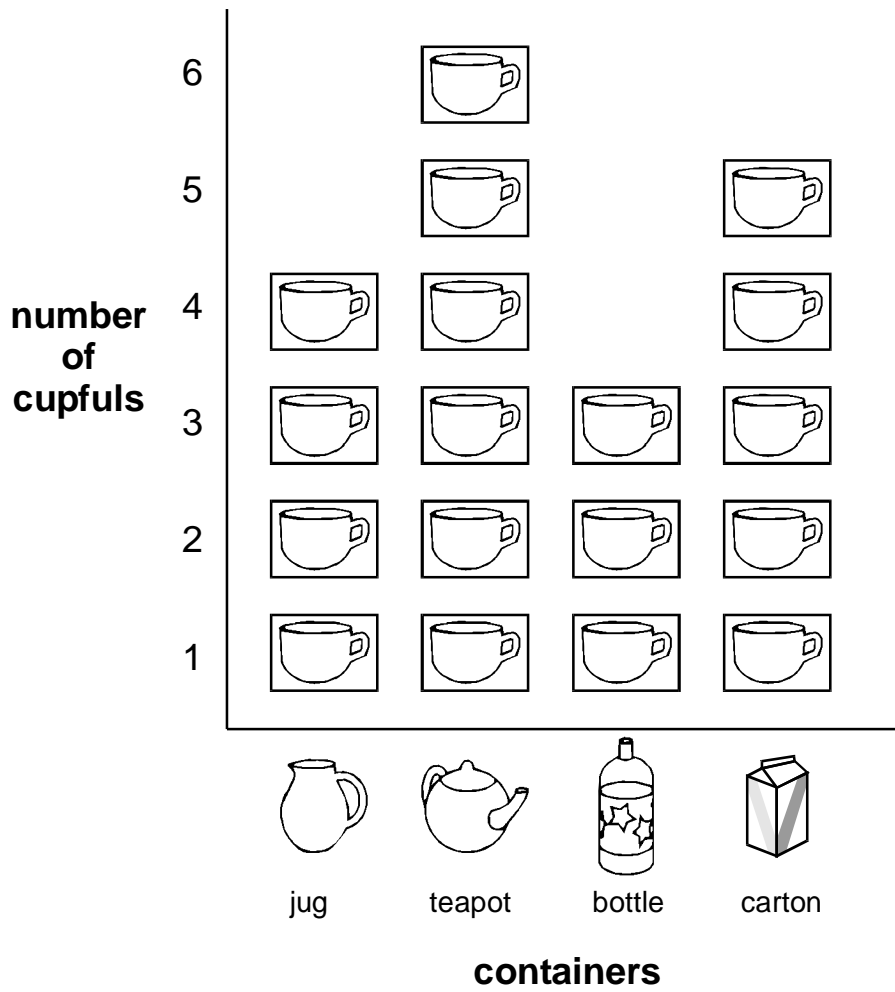
11. Gemma asked children which fruit they like best.

The fruit we like best		
fruit		number of children
 apples		7
 grapes		4
 bananas		6
 pears		3

How many children did Gemma ask altogether?

children

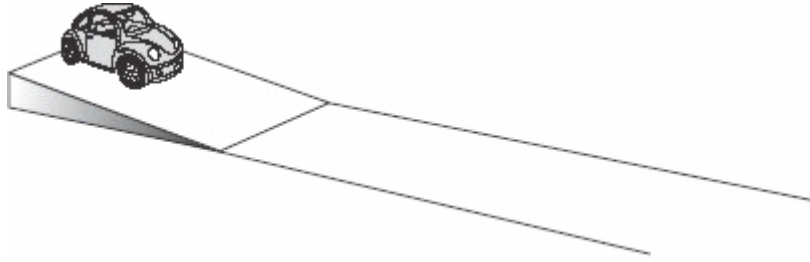
12. Some children made a graph.



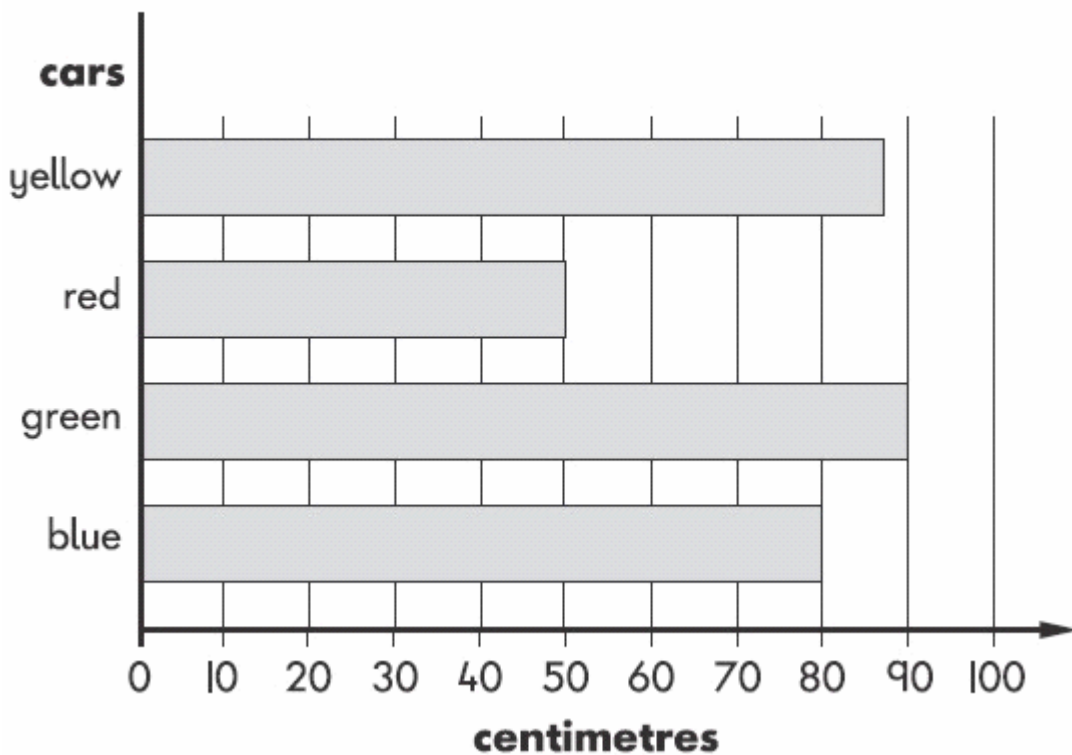
Which container holds most water?

How many cups can the jug fill?

13. Some children rolled toy cars down a slope.



How far the cars rolled



(a) How far did the **blue** car roll?

 cm

(b) How much further did the **green** car roll than the **red** car?

 cm

14. The tally chart shows the number of children in each class.

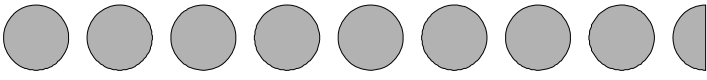
Class	Tally	Total
Class 1		10
Class 2		22
Class 3	<div style="border: 1px solid black; width: 100%; height: 100%;"></div>	13
Class 4		17



The tally for Class 3 is covered up.

Complete the tally for Class 3

15. Look at this pictogram.

Number of children in Class 5

girls	
boys	

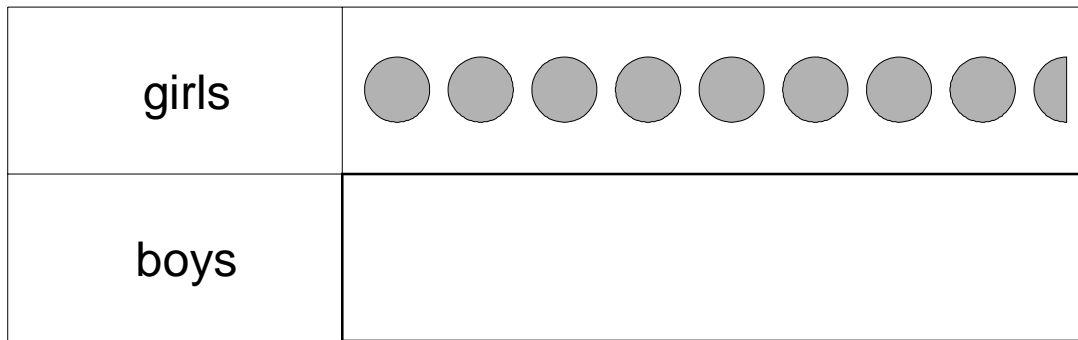
Key	
	2 children
	1 child



How many **girls** are there in the class?

girls

16. Look at this pictogram.

Number of children in Class 5



Key	
	2 children
	1 child

There are **12** boys in Class 5.

Show this on the pictogram.